


<http://ummannuman.weebly.com>

Salat Word & Definition Match Activity E-Book



©2009 Umm An-Nu'man / Illustrations
pg.6 -8 ©2009 Aisha Om Abdul - Rahman
<http://ummannuman.weebly.com>

Activity Directions

1. Cut out the word cards, definition cards, information paragraph card, and picture cards.
2. Make **five copies** of the picture showing several men praying their sunnah. Take one picture and colour the **the man making ruku only**. Do not colour the other men in the picture. Take the second copy of the picture and colour the **the man making sujood only**. Take the third picture and colour the **the man making the tashahud only** (there is no distinction in the picture to show if it is the first or last tashahud. For the definition cards the students can use either the first or last tashahud cards to label this man. Do not colour the other men in the picture. Take the fourth picture and colour the **the man making takbir only**. Do not colour the other men in the picture. Take the fifth picture and colour the **the man making tasleem only**. Do not colour the other men in the picture. DO NOT COLOUR THE BACKGROUND OF THE PICTURES. * **There is no picture to illustrate what a rakat is and there is no picture for the I'tidal and stopping. These definition cards have been included because they are parts of the salat that cannot be omitted. Students should learn the definitions regardless of the absence of a picture/illustration insha'Allah. There is an extra picture of a brother making ruko. You can use this picture to have the student identify the ruko or use the picture of the men praying their sunnah prayer.**
3. Make one copy of the picture showing the men praying in jama'a (congregation). Colour **only the men praying**. DO NOT COLOUR THE BACKGROUND OF THE PICTURE.
4. Make one copy of the picture showing the page of the Quran with surah al-Fatihah.
5. Laminate the cards for durability and longevity (optional but highly recommended).
6. Have student read the information paragraph card (a teacher/parent may also read the paragraph to the student insha'Allah).
7. Discuss the words and definitions with the students, having them repeat the words after you insha'Allah.
8. Ask/invite the students to match the words to the correct picture or part of the picture insha'Allah. When the student has shown mastery of this activity

insha'Allah, invite him/her to match the definitions to the words and pictures insha'Allah.

9. This activity lends itself to individual or group learning. Simply make a master booklet showing the words and definitions correctly matched and allow the students to check their work when they are done insha'Allah.
10. Find activity extensions at the end of this e-book insha'Allah for additional ways to use this activity insha'Allah.

Salat Word & Definition Match

Text ©2009 Umm An-Nu'man/ Illustrations ©2009 Aisha Om Abdul Rahman

Sujood

Jama'a

Ruku

Tasleem

Rakat

Al-Fatiha

Tashahud

Final Tashahud

***I'tidal* and
Stopping**

Takbiratul Ihram

Jalasa

Between the two sujood, a Muslim sits for a short time and says,

رب اغفر لي اغفر لي “Rabbi ighfirli, ighfirli” (O my Lord forgive me, forgive me).

Bending over from the waist until the palms are resting on the knees. All major body parts including arms, wrists, head, legs stop moving. When in this position we read 3 times بحمده سبحان ربى العظيم (Glory to my Lord, the Most Magnificent Most Praiseworthy).

Standing again after *ruku'*. While the body is rising up, we say (if praying alone – if praying in jammah the imam will say this insha'Allah) سمع الله لمن حمده (Allah Listens to him who praises Him). When our body returns to a full standing position and we have paused and not moved our body, we say ربنا ولك الحمد “Rabbana walakal hamb”(Our Lord [and] to You be all Praise).

The part in the salah where we put the following seven limbs on the ground firmly: the palms, the knees, the feet, and the forehead and nose. The forearms should not rest on the ground but should be raised off of the ground and kept away from the sides of the body. While in this position we say 3 times بحمده سبحان ربى الأعلى (Glory to my Lord, the Most High Most Praiseworthy).

Greeting "peace be upon you" to the right side. At least with السلام عليكم ورحمة الله وبركاته. Greeting "peace be upon you" to the left side. At least with السلام عليكم ورحمة الله وبركاته.

Refers to one unit of Salah. Each of the daily prayers are made up of a different number of these.

The portion of Salah where the Muslim sits kneeling facing Mecca. During this time, we recite:

التَّحِيَّاتُ لِلَّهِ وَالصَّلَوَاتُ وَالطَّيِّبَاتُ ، السَّلَامُ عَلَيْكَ أَيُّهَا النَّبِيُّ وَرَحْمَةُ اللَّهِ وَبَرَكَاتُهُ ، السَّلَامُ عَلَيْنَا
وَعَلَىٰ عِبَادِهِ الصَّالِحِينَ . أَشْهَدُ أَنْ لَا إِلَهَ إِلَّا اللَّهُ ، وَأَشْهَدُ أَنَّ مُحَمَّدًا عَبْدُهُ وَرَسُولُهُ .

At-taḥiyyātu lillāhi, waṣ-ṣalawātu waṭ-ṭayyibātu. As-salāmu 'alayka ayyuhā n-nabiyyu wa-raḥmatu llāhi wa-barakātuh. As-salāmu 'alaynā wa-'alā 'ibādi llāhi ṣ-ṣāliḥīn. Ashhadu allā ilāha illā llāhu wa-ashhadu anna Muḥammadan 'abduhū wa-rasūluh.

"All worships are for Allah. Allah's peace be upon you, O Prophet, and His mercy and blessings. Peace be on us and on all righteous servants of Allah. I bear witness that there is none worthy of worship except Allah, and I bear witness that Muhammad is His servant and messenger."

We raise both hands to our earlobes and say, الله اكبر (God is The Greatest). When we have done this we have entered the salat and no talking, playing, eating or looking around should be done.

This is the first surah in the Quran. Its seven ayaat are a prayer for Allah's Guidance and they stress Allah's Lordship and Mercy. This surah must be recited at the start of each rak'at or the person's salat is not correct.

The portion of Salah where the Muslim sits kneeling facing Mecca. During this time, we recite:

التَّحِيَّاتُ لِلَّهِ وَالصَّلَوَاتُ وَالطَّيِّبَاتُ ، السَّلَامُ عَلَيْكَ أَيُّهَا النَّبِيُّ وَرَحْمَةُ اللَّهِ وَبَرَكَاتُهُ ، السَّلَامُ عَلَيْنَا
وَعَلَى عِبَادِكَ الصَّالِحِينَ . أَشْهَدُ أَنْ لَا إِلَهَ إِلَّا اللَّهُ ، وَأَشْهَدُ أَنَّ مُحَمَّدًا عَبْدُهُ وَرَسُولُهُ .

At-taḥiyyātu lillāhi, waṣ-ṣalawātu waṭ-ṭayyibātu. As-salāmu 'alayka ayyuhā n-nabiyyu wa-rahmatu llāhi wa-barakātuh. As-salāmu 'alaynā wa-'alā 'ibādi llāhi ṣ-ṣāliḥīn. Ashhadu allā ilāha illā llāhu wa-ashhadu anna Muḥammadan 'abduhū wa-rasūluh.

"All worships are for Allah. Allah's peace be upon you, O Prophet, and His mercy and blessings. Peace be on us and on all righteous servants of Allah. I bear witness that there is none worthy of worship except Allah, and I bear witness that Muhammad is His servant and messenger."

And then we say:

At least by saying اللهم صلى على محمد (Allahuma salli ala Muhammad)

At best

وعلى آل إبراهيم اللهم صلى على محمد وعلى آل محمد كما صليت على إبراهيم
إبراهيم وبارك على محمد وعلى آل محمد كما باركت على إبراهيم وعلى آل
في العالمين إنك حميد مجيد

O Allah, bless our Muhammad and the people of Muhammad; As you have blessed Abraham and the people of Abraham.

O Allah, be gracious unto Muhammad and the people of Muhammad; As you were gracious unto Abraham and the people of Abraham.

Surely you are the Most Praiseworthy, the Most Glorious.

This is when Muslims pray together in a group. There is an imam who leads the salat and for it to be considered a group, there must be a least one person praying behind the imam. For salatul jummah to be considered a group prayer, there must be a least two people praying behind the imam.

Salat (صلاة) is the second pillar of Islam. Salat is one of the obligatory rites of the religion, and it must be performed five times a day by an obedient Muslim. Allah told the Prophet Muhammad ﷺ how many times the Muslims should pray when the Prophet ﷺ went on his Night Journey. In a hadith reported in Sahih al-Bukhari and Sahih Muslim, the Prophet ﷺ said,...“Then Allaah enjoined upon my ummah fifty prayers, and I came back until I passed by Musa who said, ‘What has Allah enjoined upon your ummah?’ I said, ‘He has enjoined fifty prayers.’ He said, ‘Go back to your Lord, for your ummah will not be able to bear that.’ So I went back and He reduced it. Then I came back to Musa and said, ‘He has reduced it.’ He said, ‘Go back to your Lord, for your ummah will not be able to bear that.’ So I went back and He reduced it further. Then I came back to Musa and said, ‘He has reduced it further.’ He said, ‘Go back to your Lord, for your ummah will not be able to bear that.’ So I went back and He said, ‘(The prayers) are five but (the reward) is fifty.” The first thing we will be brought to account for on Yaumul Qiyama is the salat. We should guard our salat very carefully insha’Allah (i.e. not miss them on purpose or pray them late without a valid reason).

بِسْمِ اللَّهِ الرَّحْمَنِ الرَّحِيمِ
الْحَمْدُ لِلَّهِ رَبِّ الْعَالَمِينَ


الرَّحْمَنِ الرَّحِيمِ


مَالِكِ يَوْمِ الدِّينِ

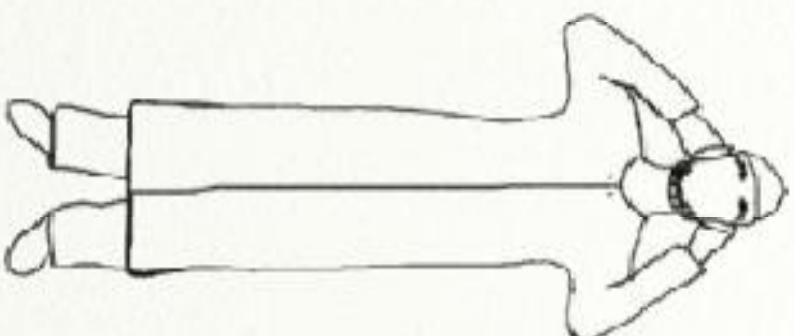
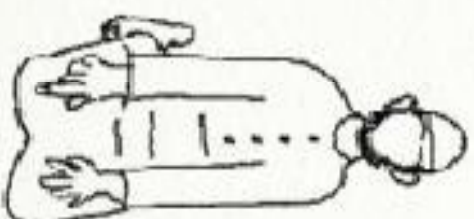
إِيَّاكَ نَعْبُدُ وَإِيَّاكَ نَسْتَعِينُ

اهْدِنَا الصِّرَاطَ الْمُسْتَقِيمَ

صِرَاطَ الَّذِينَ أَنْعَمْتَ عَلَيْهِمْ غَيْرِ
الْمَغْضُوبِ عَلَيْهِمْ وَلَا الضَّالِّينَ







Salat Word & Definition Activity

Extensions

Extension # 1: Have students record their salat each day and track how many salat they make (and make them on time insha'Allah) and how many they miss. Students can use the Salat Tracker Mini Journal on pages 14 through 16 insha'Allah or design their own method of tracking their salat insha'Allah. Have students create a bar graph for two or three months showing how many of their salat they prayed (and on time insha'Allah). See sample bar graph on page 17 insha'Allah. *There is no way to pray ½ of a prayer. The sample is uses a default bar graph from MS Word.*

Extension # 2: Have students find the ayat in the Quran that discuss the salat. Ask students if the details of the salat can be known from the ayat in Quran only. The answer is no and therefore, the students will be lead on another search through the ahadith to learn how the Muslim ummah learned the specifics of the salat. Finally, have students give a presentation telling how the Muslims learned how to pray.

Extension # 3: Discuss and teach the hadith wherein the Prophet traveled through the heavens and Allah prescribed the salat upon the ummah of the Prophet Muhammad. Invite students to discuss how our lives would be different if we had to pray 50 times per day (and the other original prescribed times). Have students write a report detailing how they feel a day in our lives would be if we had to pray 50 times per day. How would school be different – the amount of time we attend school. How would time for play be different, etc. Guide students to realize the great Mercy of Allah in prescribing 5 prayers per day.

Extension # 4: Have students list the things that make people delay or abandon their salat. Invite a discussion about the real 'importance' of these distractions. Invite students to list the innumerable Blessings that Allah have given to His creation. Guide

students to realize that the things that we allow to distract us from the salat really hold no importance to the salat itself. Ask students to brainstorm ways they can work on not delaying (or not praying at all) some or all of their salat insha'Allah.

Extension #5: Discuss khushoo' with the students. Ask students to list in their journals the types of things that distract us during the salat. Encourage students to discuss ways, from the shari'a, to gain khushoo' in the salat. A teacher resource can be found here insha'Allah: <http://www.islam-qa.com/en/ref/books/21> .

Information for this e-book was found in: The Prophet's Prayer Described by Sheikh Nasir ud Deen Al-Albani and Wikipedia. The information from Wikipedia was modified only when needed (i.e. for accuracy/authenticity, clarity, etc.) .

Salat Tracker Mini Journal

SALAT TRACKER Mini JOURNAL

Name _____

(sun.) يوم الأحد

Missed

Prayed

☐☐

الفجر

☐☐

الظهر

☐☐

العصر

☐☐

المغرب

☐☐

العشاء

(mon.) يوم الإثنين

Missed

Prayed

☐☐

الفجر

☐☐

الظهر

☐☐

العصر

☐☐

المغرب

☐☐

العشاء

(tues.) يوم الثلاثاء

Missed

Prayed

☐☐

الفجر

☐☐

الظهر

☐☐

العصر

☐☐

المغرب

☐☐

العشاء

(wed.) يوم الأربعاء

Missed

Prayed

☐☐

الفجر

☐☐

الظهر

☐☐

العصر

☐☐

المغرب

☐☐

العشاء

(thurs.) يوم الخميس

Missed

Prayed

☐☐

الفجر

☐☐

الظهر

☐☐

العصر

☐☐

المغرب

☐☐

العشاء

(fri.) يوم الجمعة

Missed

Prayed

☐☐

الفجر

☐☐

الظهر

☐☐

العصر

☐☐

المغرب

☐☐

العشاء

(sat.) يوم السبت

Missed

Prayed

☐☐

الفجر

☐☐

الظهر

☐☐

العصر

☐☐

المغرب

☐☐

العشاء

Goals

There are ____ salat each day. There are ____ days in a week. This week there were ____ all together.

This week I made _____ of my salat Alhamdulillah.

I missed _____ salat.

MY SALAT BAR GRAPH

